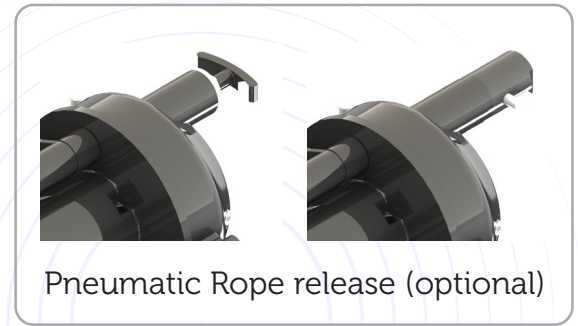
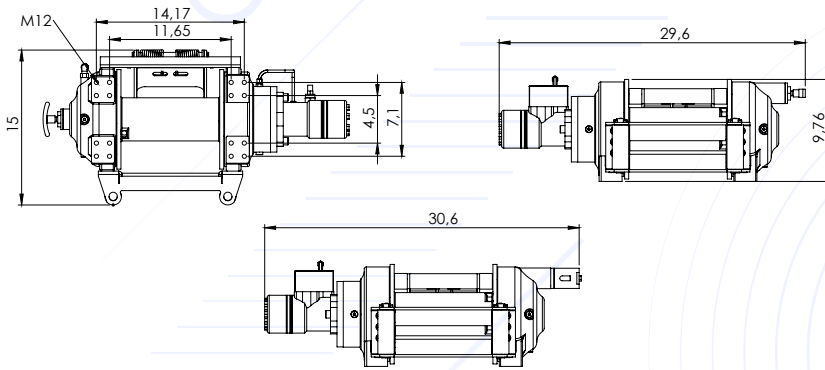



- ▶ High-strength, long-lasting steel body
- ▶ Extra reinforced planetary gear system with special steel heat treatment
- ▶ Lightweight and powerful design
- ▶ 100% negative effective hydraulic disc brake system
- ▶ Standard winch guide system and rope stabiliser
- ▶ Manual winch discharge system provided as standard
- ▶ High torque hydromotor



Rope Winding Count	Pulling Capacity lbs	Winding Speed m-min/(ft-min)	Rope Length m/ft
1	15000	10,4/34	7/22
2	12425	11,6/38	14,7/48
3	10,617	12,8/41	23,1/75
4	9268	14/45	32,4/106
5	8223	15,2/49	42,4/139
6	7392	16,4/53	53/173

Maximum Pulling Force (kg/lbs)	: 15000 lbs
Maximum Rope Diameter (mm/in)	: 12mm (1/2")
Maximum Rope Length (m/ft)	: 53 m (173 ft)
Hydromotor (cc/in ³)	: 315 cc (19 in ³)
Maximum Pump Flow (L/min-gal)	: 60L (15.8 gal)
Gear Ratio	: 6/1
Maximum Operating Pressure (bar/psi)	: 155 bar (2248 psi)
Recommended Gear Oil Product	: 80w 90 - 0.80L (27 fl oz)
Weight	: 82 kg (180 lbs)